

PAX5400

Tri-band Access Point
 WiFi 6/6E (802.11ax)
 100% outdoor ready
 cloud managed



2.4 GHz, 5 GHz and 6 GHz
 802.11ax concurrent WiFi



Zero Config Plug-n-Play



Free cloud-based web console
 for complete management



Water and dust resistant
 with an IP55 rating



Universal installation kit included

TRI-BAND WiFi 6/6E (802.11AX) ACCESS POINT

This tri-band WiFi 6/6E (802.11ax) Access Point provides multi-gigabit WiFi for venues with superb capacity and bandwidth requirements. The powerful 2.4 GHz, 5 GHz and 6 GHz WiFi radios render it ideal for high-end home, education & office networks with max-throughput and high-density demands.

POWER OVER ETHERNET (PoE)

Power over Ethernet (PoE) allows the PAX5400 to be supplied with power and data over a single Ethernet cable connection. This reduces installation cost and effort for locations without available power lines. Furthermore, when connected to a Plasma Cloud PoE switch, PoE allows to centrally manage & monitor the power supply.

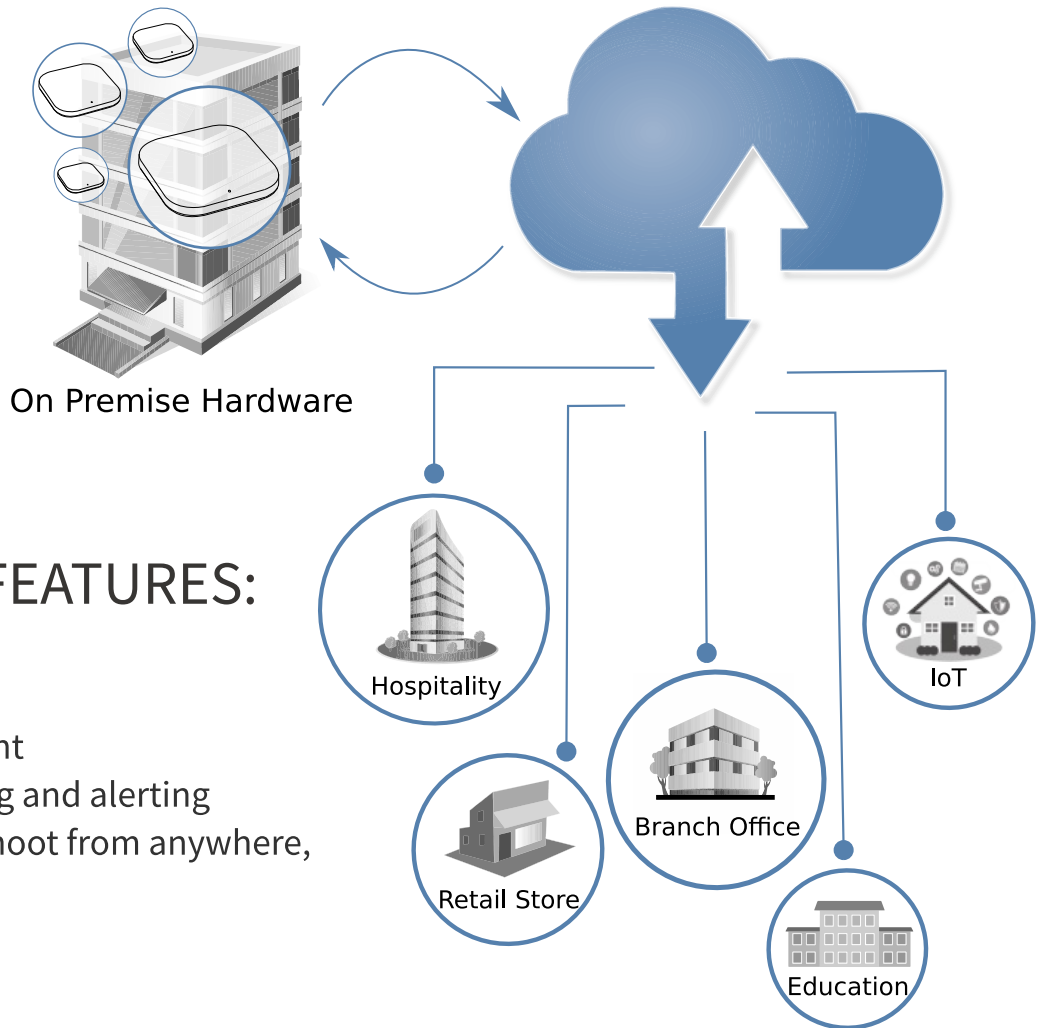
ETHERNET PORTS

In order to benefit from the exceptional WiFi throughput, the PAX5400 is equipped with a single 2.5 GE port and a secondary 1 GE port. The 2.5 GE port is the ideal uplink as it provides the capacity to deliver multi-gigabit WiFi to your wired network. It should be noted that a 2.5GE capable infrastructure (incl. cables and switches) all the way to your internet connection are needed to achieve maximum throughput.

MOUNTING OPTIONS

Regardless where to place the access points – on a wall, ceiling grid, pole, outdoors – the installer kit included with every AccessPoint facilitates the installation. Easily pluggable mounting options got you covered for every scenario.

DESIGNED FOR **WIFI AS A SERVICE**



CLOUD **KEY** FEATURES:

- Zero touch deployment
- Automated monitoring and alerting
- Manage and troubleshoot from anywhere, anytime

INDUSTRY **LEADING** SOFTWARE AND PRODUCTS



Affordable Network Solution

Plasma Cloud offers an affordable turnkey solution to cover all needs in and around your network. WiFi Access Points and Switches in various sizes to fit your needs & budget bundled with free & powerful cloud management.



Best In-Class Cloud

Plasma Cloud's technology team has built the fastest and most scalable network management cloud system. Our experts have put in their combined experience to develop a truly unique product that will impress you in many ways.



Simplicity is Key

Plasma Cloud is designed for the needs of those tired of endless manual tweaking and cumbersome monitoring. Our smart software is designed to minimize setup effort to the essential and get you started in no time!




White-Label Dashboard

Plasma Cloud provides a rebrandable dashboard enabling businesses to harness a powerful and user-friendly cloud management platform under their own brand name.


INSIDE THE PAX5400

High-performance and power-efficient design




PORT BAY OVERVIEW

With flexible power options and Ethernet interfaces



HOUSING

- IP55 Rated Outdoor Housing
- Water Resistance



Operating temperature: 0 °C ~ 40 °C



Operating humidity: 0% ~ 90% typical



Storage temperature: -30 °C ~ 80 °C

Water resistant design with sealed top and bottom enclosures and water resistant cable bay allows versatile installation environment including shaded garden, under eaves, outdoor shed, or veranda.

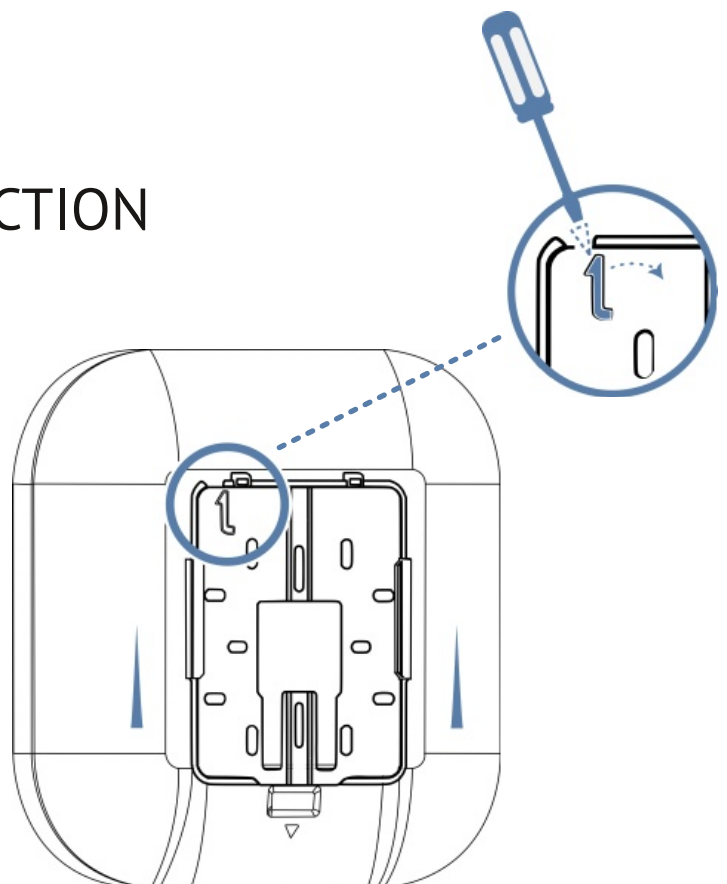
ANTI-THEFT PROTECTION

The built-in security lock ensures the physical security of the PAX5400.

It is easily activated by sliding the Access Point onto the mounting plate until it clicks.


Unlocking requires inserting a flat screw driver or thin pointed object into the designated notch, pushing the snap joint to the side.

This mechanism mitigates the risk of hardware theft, physically securing wireless networks.




UNIVERSAL MOUNTING KIT

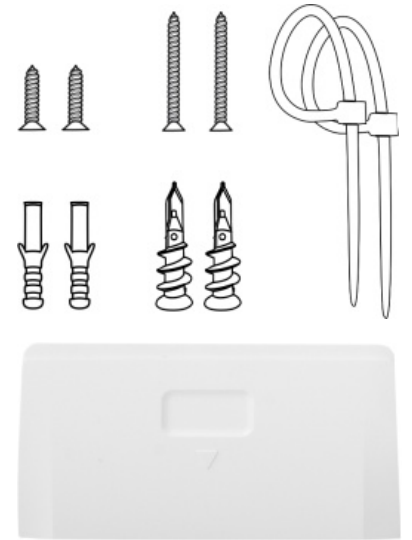
The kit includes various mounting options and is suitable for indoor and outdoor use.



Mounting Bracket



T-rail Bracket



Closing Lid

MOUNTING OPTIONS

The mounting bracket provides a secure platform to mount the PAX5400 Access Point onto walls, poles, or junction boxes (US / EU / UK type). The T-rail bracket fits both 14 mm and 24 mm wide t-bars commonly found in drop ceilings.



Junction Plate



Pole Mount



Wall Mount



Ceiling Mount

TECHNICAL SPECIFICATIONS

Radio Chains / Streams	2x2 on 2.4 GHz, 2x2 on 5 GHz and 2x2 on 6 GHz
Antennas	5.0 dBi on 2.4 GHz / 5 GHz / 6 GHz
Data Rates	573 Mbps + 2402 Mbps + 2402 Mbps
2.4 GHz	2 stream, 802.11 b/g/n/ax (max rate: 574 Mbps), MU-MIMO/OFDMA
5 GHz	2 stream, 802.11 a/n/ac/ax (max rate: 2402 Mbps), MU-MIMO/OFDMA
6 GHz	2 stream, 802.11ax (max rate: 2402 Mbps), MU-MIMO/OFDMA
Processor	Qualcomm Maple IPQ5018
Memory	1024 MB DRAM DDR3 64 MB NOR Flash
Hardware Watchdog	Yes
Physical Interface	1x 2.5 Gbps Ethernet port 1x 1.0 Gbps Ethernet port
PoE	802.3at
DC Jack	12V / 2A
Power Consumption	Min : 5W (PoE) / 3.5W (DC) Max : 27W
Max Clients	300 per AP
Indoor / Outdoor Rating	IP55, water and dust resistant
Dimension (W x D x H)	200 x 200 x 38 mm
Weight	760 g
Operating Temperature	0 °C ~ 40 °C (32 °F ~ 104 °F)
Certifications	CE, FCC, IC, RCM
Zero Config Plug-n-Play	Yes
Wireless Mesh Network	Yes
Cloud Console included	Yes
Mobile App included	Yes